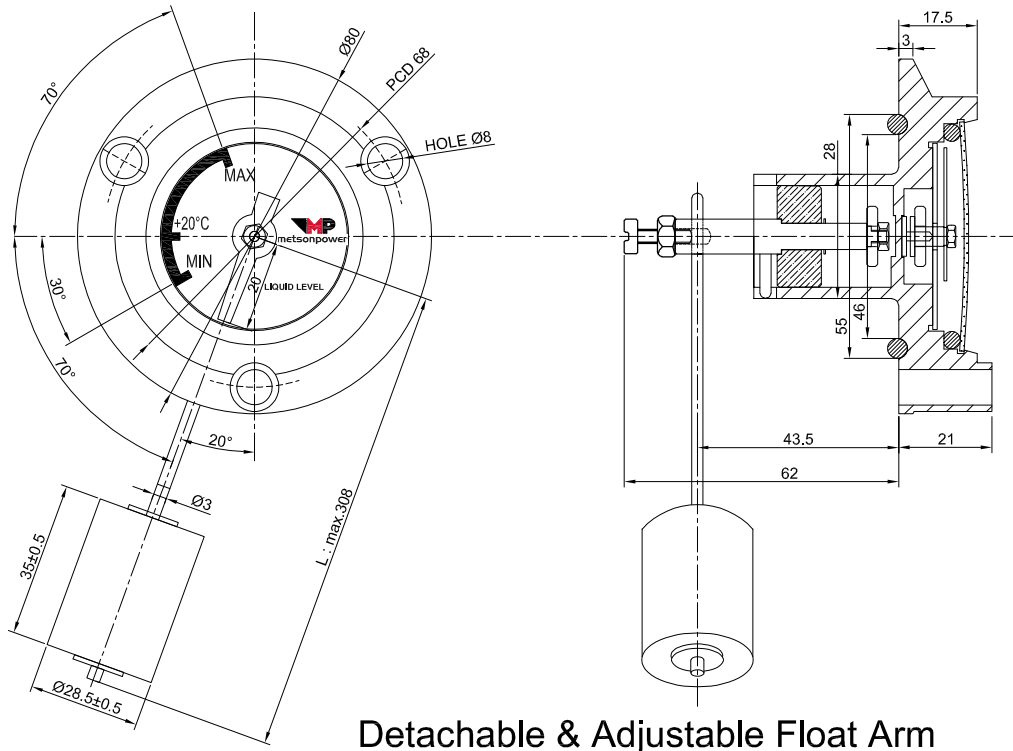
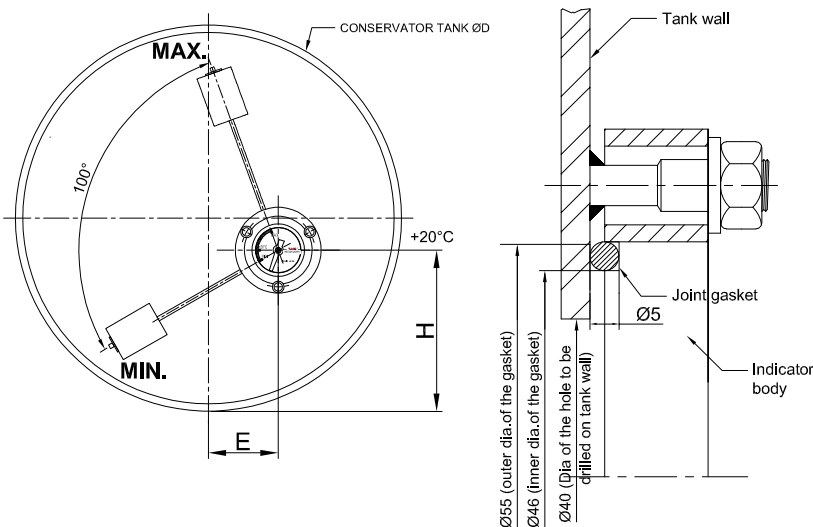


Magnetic Oil Level Indicator Type: KSS F



Detachable & Adjustable Float Arm

Mounting Detail:



Materials

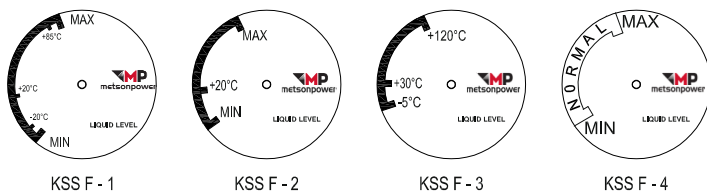
PART NO.	DESCRIPTION	MATERIAL
01	BODY	ALUMINIUM PRESSURE DIE CASTED
02	DIAL COVER	POLYCARBONATE (PRESS-FITTED UV-STABILISED)
03	DIAL	ALUMINIUM (BACKGROUND WHITE WITH BLACK MARKING)
04	POINTER	BRASS (PAINTED - RED)
05	MAGNET	N35 Ni COATED
06	FLOAT	NITROPHYL® (SUITABLE FOR TRANSFORMER OIL)
07	FLOAT ARM	STAINLESS STEEL (GRADE - 304)
08	MOUNTING GASKET	NITRILE (RUBBER HARDNESS - 70 SHORE A, SIZE - 55 O.D., 46 I.D. & 5Ø.)
09	SCREW & NUT FOR FLOAT ARM	STAINLESS STEEL / BRASS (M5 X15)

Conservator Tank Detail:

CONSERVATOR TANK DIAMETER (D)	160	200	250	315	400	500
FLOAT ARM LENGTH* (L)	88	120	152	190	245	308
ECCENTRIC DEVIATION (E)	25	40	60	90	130	160
INSTALLATION HEIGHT (H)	75	88	107	130	160	200

* Float and arm are delivered with 308 mm length as standard. This length can be freely adjusted by the customer during the installation from minimum 88 mm up to 308 mm.

Model No. :



Notes:

- Reference DIN-42569 - FORM A.
- For transformers below 5000 KVA.
- Suitable for temperature upto 110°C.
- Electrostatic powder painted
- Mounting gasket is included.

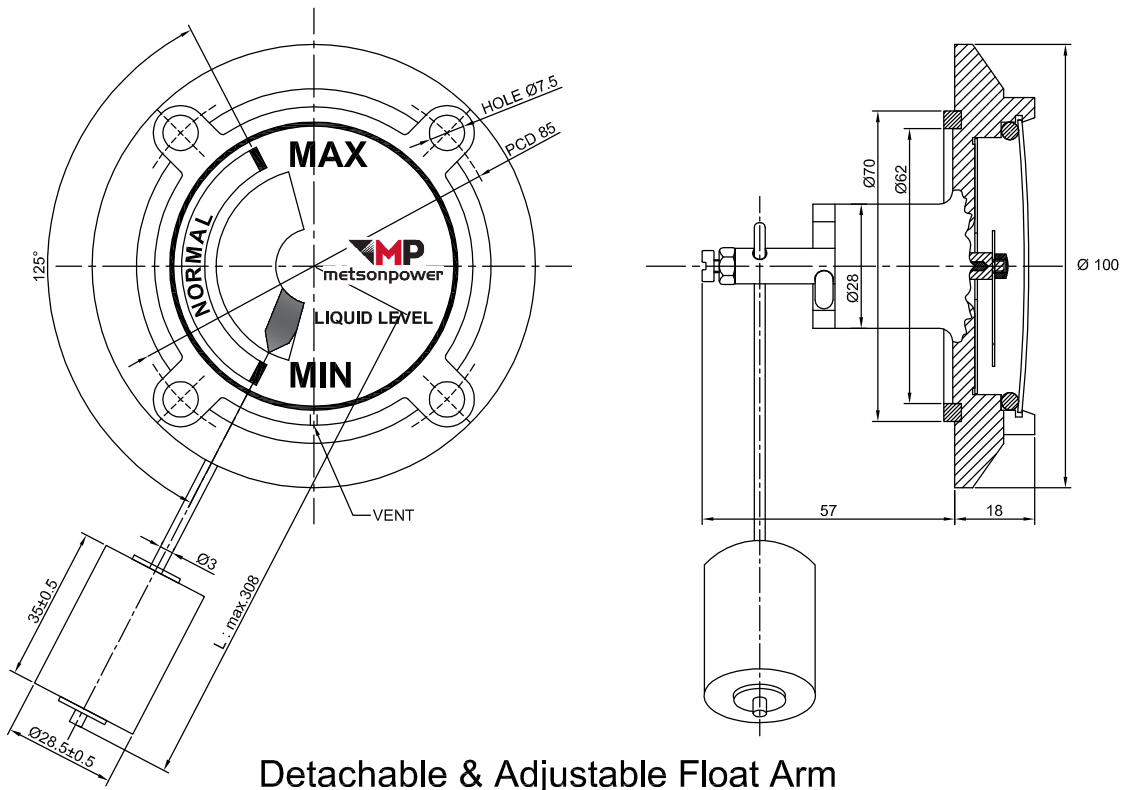
Rev. 01 Dt. 07/11/2016
Screw & Nut for Float Arm Added.

METSON POWER

SCALE	NTS	REFERENCE:	NAME	SIGN.	DATE
			DRAWN BY:	MOL	01 / 04 / 16
			CHECKED BY:	MOL	01 / 04 / 16
			APPROVED BY:	MOL	01 / 04 / 16
TITLE :			DRAWING NO.	REVISION:	
MAGNETIC OIL LEVEL INDICATOR (FORM A) TYPE - KSS F - 2			4 2 0 0 2 7 5 1	0 1	
			SOFTWARE : AUTO-CAD	SIZE: A 4	

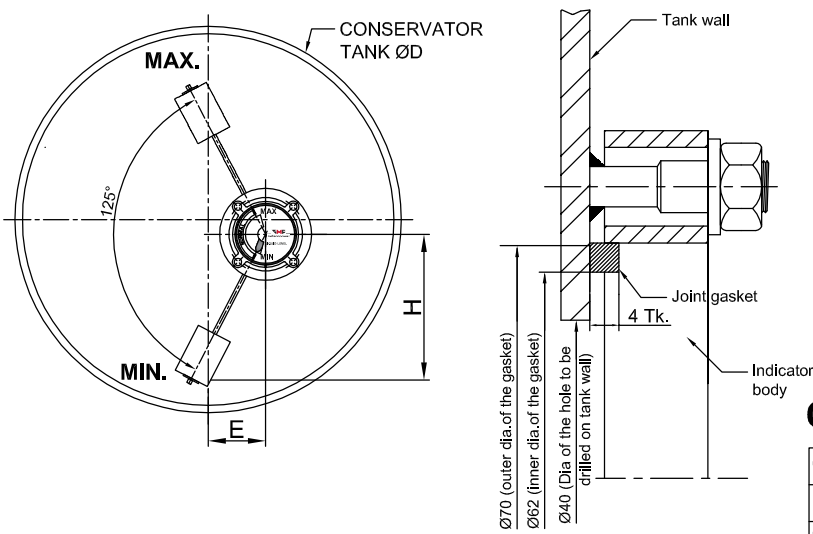
ALL DIMENSIONS ARE IN mm.

Magnetic Oil Level Indicator Type: KSS G



Detachable & Adjustable Float Arm

Mounting Detail:



Materials

PART NO.	DESCRIPTION	MATERIAL
01	BODY	ALUMINIUM PRESSURE DIE CASTED
02	DIAL COVER	POLYCARBONATE (PRESS-FITTED UV-STABILISED)
03	DIAL	ALUMINIUM
04	POINTER	BRASS (PAINTED - RED)
05	MAGNET	N35 NI COATED
06	FLOAT	NITROPHYL® (SUITABLE FOR TRANSFORMER OIL)
07	FLOAT ARM	STAINLESS STEEL (GRADE - 304)
08	MOUNTING GASKET	NITRILE (RUBBER HARDNESS - 70 SHORE A, SIZE - 70 O.D., 62 I.D. & 4Tk.)

Conservator Tank Detail:

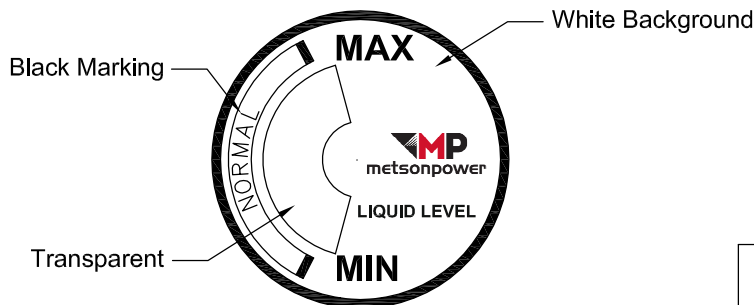
CONSERVATOR TANK DIAMETER (D)	160	200	250	315	400	500
FLOAT ARM LENGTH* (L)	88	120	152	190	245	308
ECCENTRIC DEVIATION (E)	25	40	60	90	130	160
INSTALLATION HEIGHT (H)	75	88	107	130	160	200

* Float and arm are delivered with 308 mm length as standard. This length can be freely adjusted by the customer during the installation from minimum 88 mm up to 308 mm.

Notes:

1. Reference DIN-42569 - FORM A.
2. For transformers below 5000 KVA.
3. Suitable for temperature upto 110°C.
4. Electrostatic powder painted
5. Mounting gasket is included.

Dial Detail:



METSON POWER

SCALE	REFERENCE:	NAME	SIGN.	DATE
NTS		PREPARED BY: S.SAHU		22 / 02 / 16
		CHECKED BY: PIYUSH		23 / 02 / 16
		APPROVED BY: S.SURI		24 / 02 / 16
TITLE :		DRAWING NO.	REVISION:	
MAGNETIC OIL LEVEL INDICATOR (FORM A)		4 2 0 0 3 5 9 5	0 0	
TYPE - KSS G		SOFTWARE : AUTO-CAD	SIZE: A 4	

ALL DIMENSIONS ARE IN mm.